

2024-2025 SCHOOL YEAR

**DELAWARE
CHARTER SCHOOLS**

JOINT FINANCE COMMITTEE

FEBRUARY 19, 2025



24 Charter Schools

- ACADEMIA ANTONIA ALONSO
- ACADEMY OF DOVER
- LAS AMERICAS ASPIRA ACADEMY
- THE BRYAN ALLEN STEVENSON SCHOOL OF EXCELLENCE (BASSE)
- CAMPUS COMMUNITY CHARTER SCHOOL
- CHARTER SCHOOL OF NEW CASTLE
- THE CHARTER SCHOOL OF WILMINGTON
- DELAWARE MILITARY ACADEMY
- EARLY COLLEGE SCHOOL @DSU
- EASTSIDE CHARTER SCHOOL
- FIRST STATE MILITARY ACADEMY
- FIRST STATE MONTESSORI ACADEMY
- FREIRE CHARTER SCHOOL WILMINGTON
- GATEWAY CHARTER SCHOOL
- GREAT OAKS WILMINGTON
- KUUMBA ACADEMY
- MOT CHARTER SCHOOL
- NEWARK CHARTER SCHOOL
- ODYSSEY CHARTER SCHOOL
- POSITIVE OUTCOMES CHARTER SCHOOL
- PROVIDENCE CREEK ACADEMY
- SUSSEX ACADEMY
- SUSSEX MONTESSORI SCHOOL
- THOMAS EDISON CHARTER SCHOOL

DELAWARE CHARTER SCHOOLS



19,032 Students

13% of the Public School Population

Elementary Schools: 16 New Castle County: 15

Middle Schools: 19 Kent County: 6

High Schools: 12 Sussex County: 3 & 1 Fall '26

DELAWARE CHARTER SCHOOLS ~ OUR STUDENTS



African American

35.41% of all charter students
31.33% state average

Asian American

9.12% of all charter students
4.46% state average

Hispanic

16.91% of all charter students
20.30% state average

Multi-Racial

4.64% of all charter students
5.71% state average

White

33.62% of all charter students
37.69% state average

SPECIAL POPULATIONS

Low Income

24.50% of all charter students
26.59% state average

English Learners

9.72% of all charter students
12.50% state average

Special Education

10.59% of all charter students
18.91% state average (includes special schools)

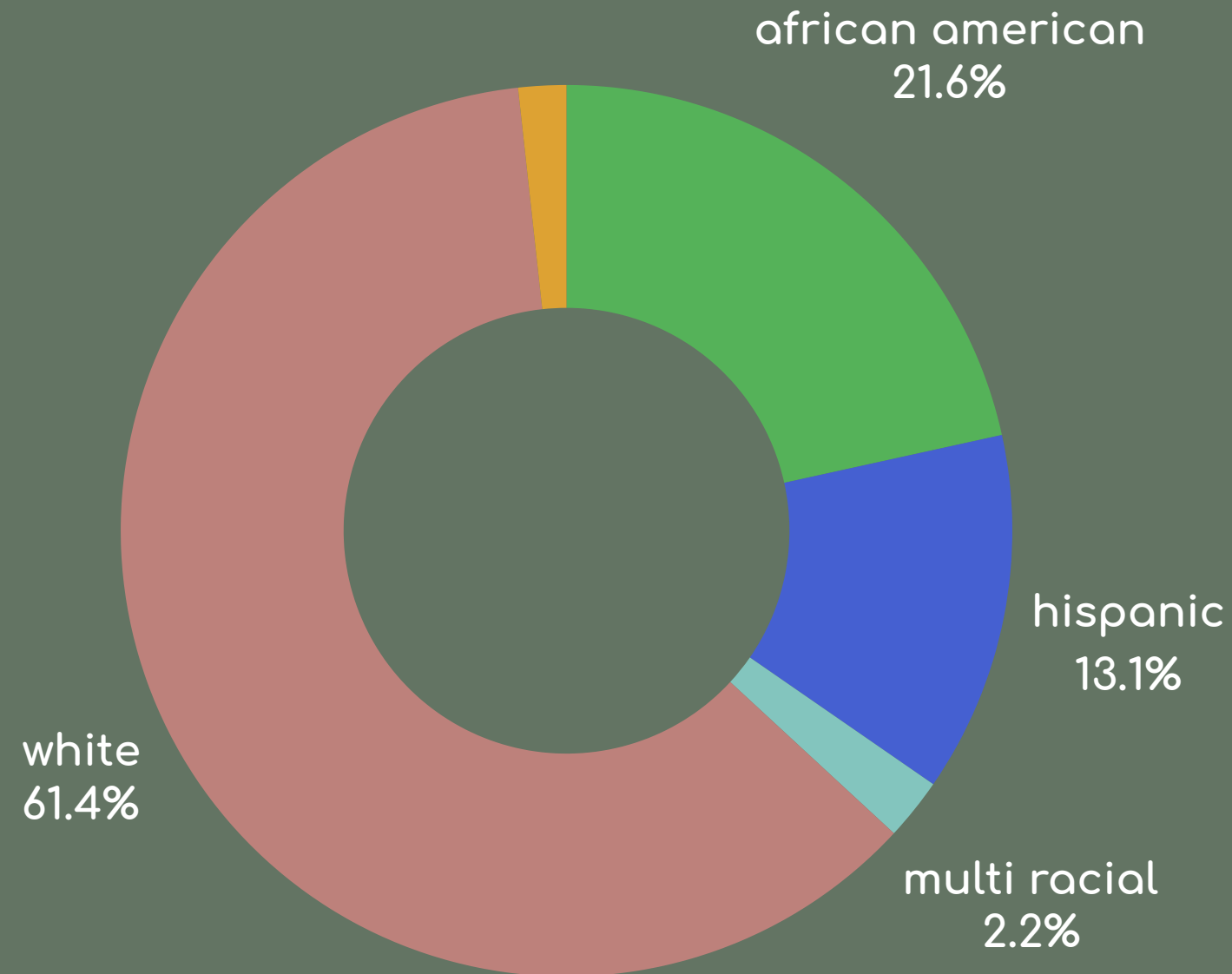
DELAWARE CHARTERS STAFF THE ADULTS - SY 24/25 STAFF DEMOGRAPHICS



= 2,255 Total Charter School Staff

DELAWARE CHARTERS STAFF THE ADULTS - SY 24/25

STAFF DEMOGRAPHICS



African American: 21.1% of all staff
Hispanic: 12.8% of all staff
Multi-Racial: 2.2% of all staff
White: 60.1% of all staff
Asian American/Pacific Islander:
1.7% of all staff

= 2,255 Total Charter School Staff

DELAWARE CHARTERS STAFF THE ADULTS - SY 24/25

STAFF DEMOGRAPHICS

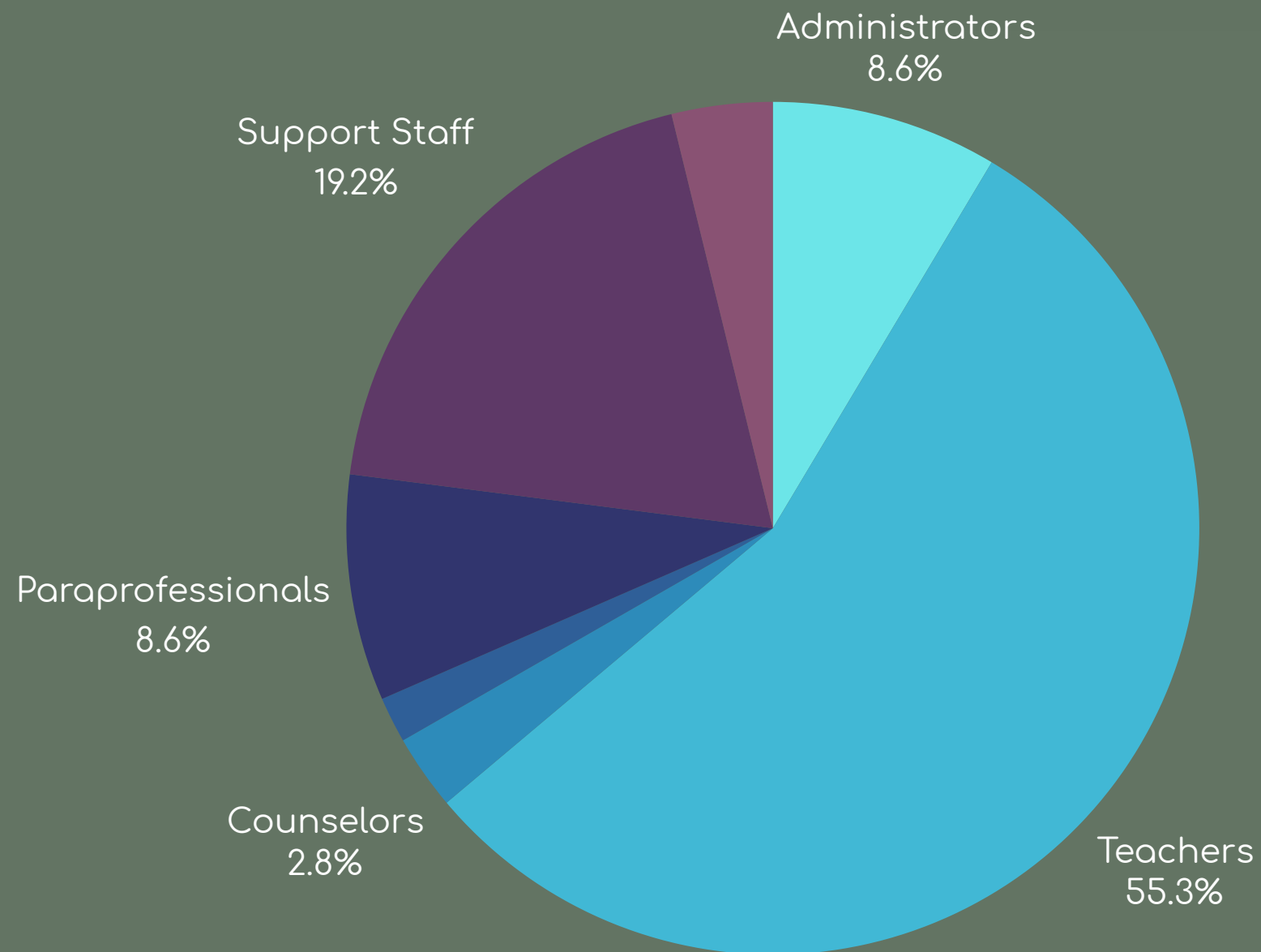


Female: 71% of all staff
Male: 29% of all staff

= 2,255 Total Charter School Staff

DELAWARE CHARTERS STAFF THE ADULTS - SY 24/25

STAFF DEMOGRAPHICS



193 Administrators
1244 Teachers
64 Counselors
39 School Nurses
193 Paraprofessionals
431 Support Staff
86 Coaches

= 2,255 Total Charter School Staff

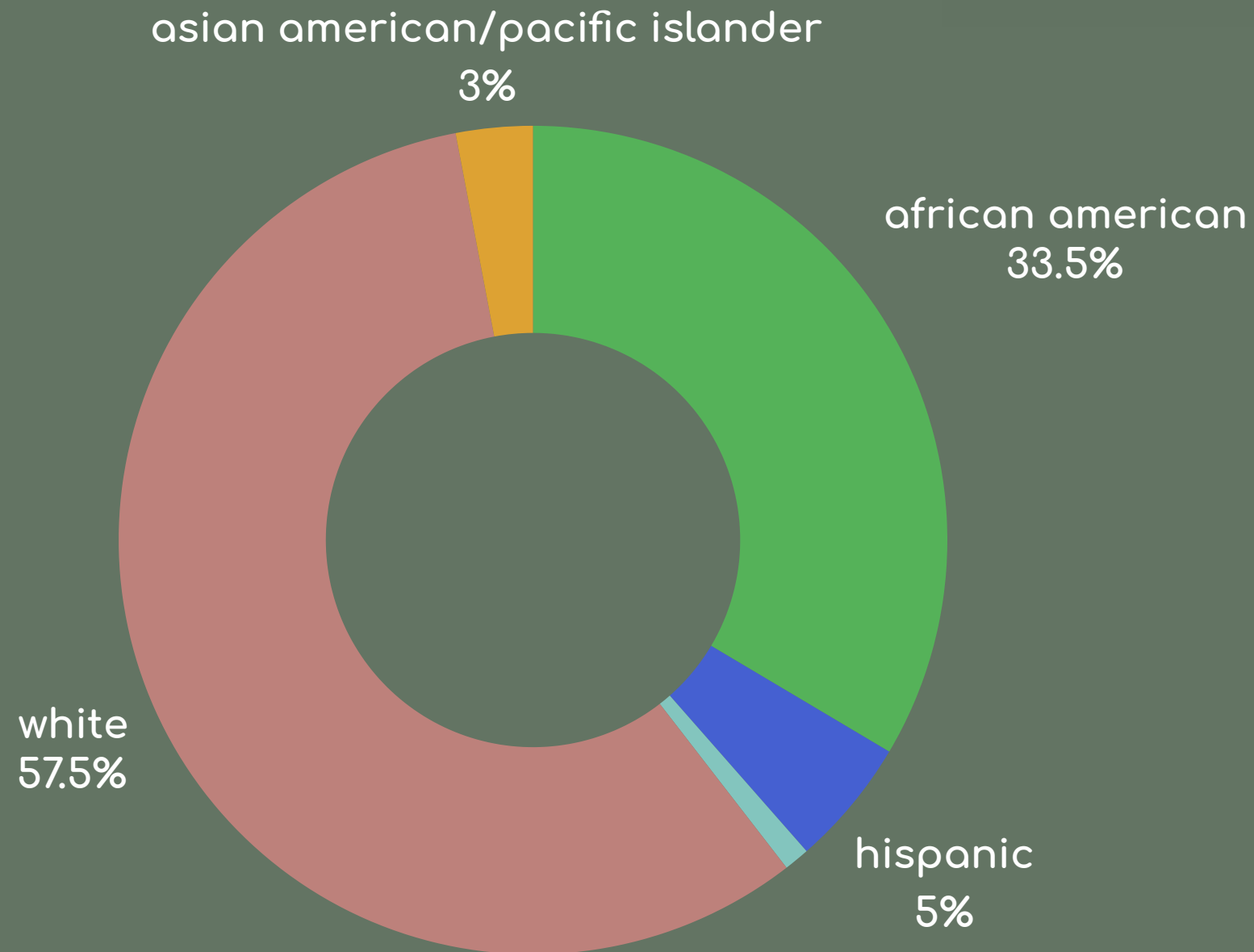
DELAWARE CHARTER BOARDS THE ADULTS - SY 24/25 BOARD DEMOGRAPHICS



= 271 Charter School Board Members

DELAWARE CHARTER BOARDS THE ADULTS - SY 24/25

BOARD DEMOGRAPHICS



African American: 33.6%
Hispanic: 5%
Multi-Racial: 1%
White: 57.6%
Asian American/Pacific
Islander: 3%

= 271 Charter School Board Members

DELAWARE CHARTER BOARDS THE ADULTS - SY 24/25

BOARD DEMOGRAPHICS

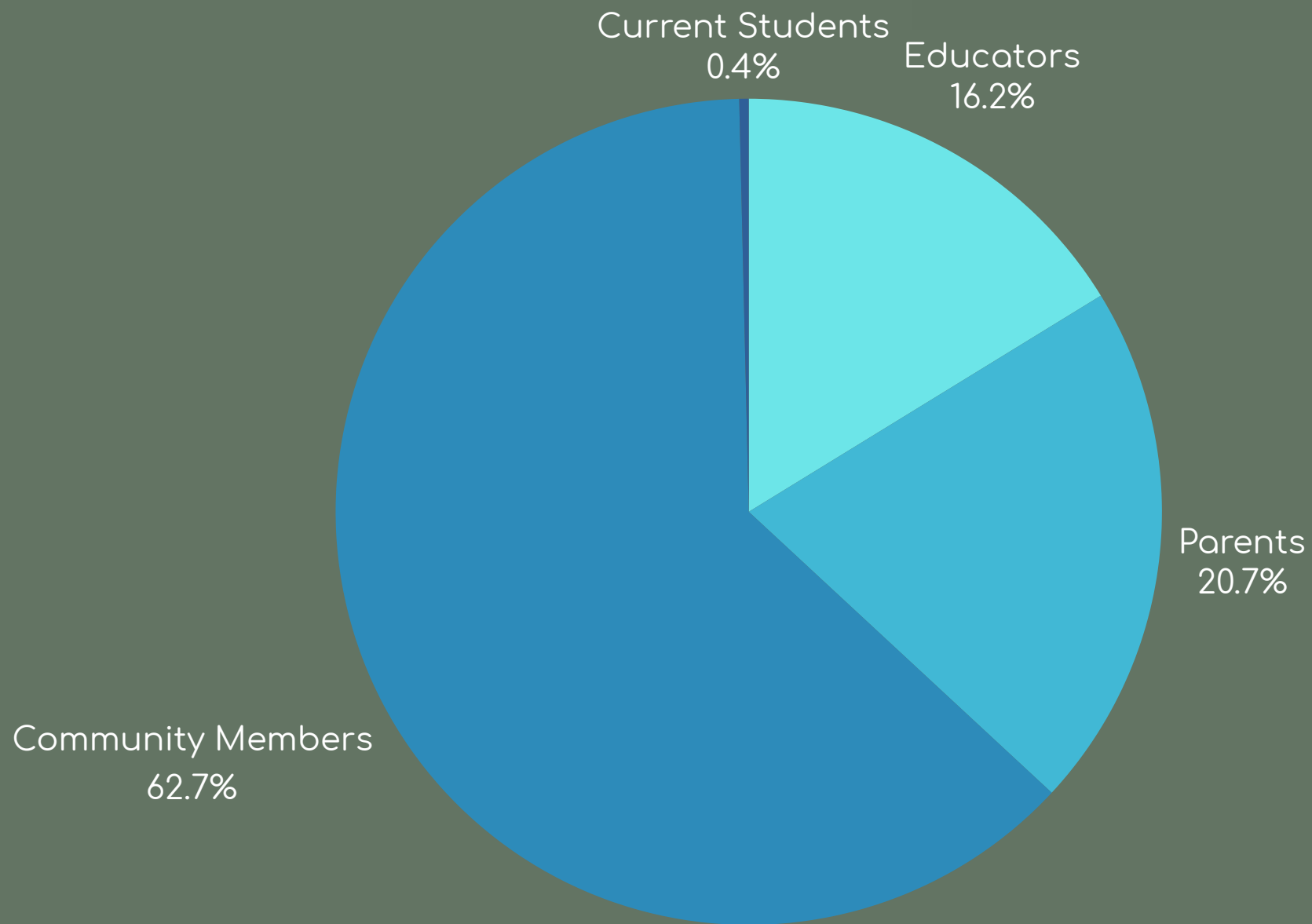


Female: 57.6% Male: 42.4%

= 271 Charter School Board Members

DELAWARE CHARTER BOARDS THE ADULTS - SY 24/25

BOARD DEMOGRAPHICS



Educators: 44
Parents: 56
Community Members: 170
Current Student: 1

= 271 Charter School Board Members

THE STATES RETURN ON INVESTMENT: OUR SCHOOLS, LEADERS, STAFF, EDUCATORS, BOARDS, AND STUDENTS

